

Global Car Transport Fleet Ranking

(As of December 31, 2022)

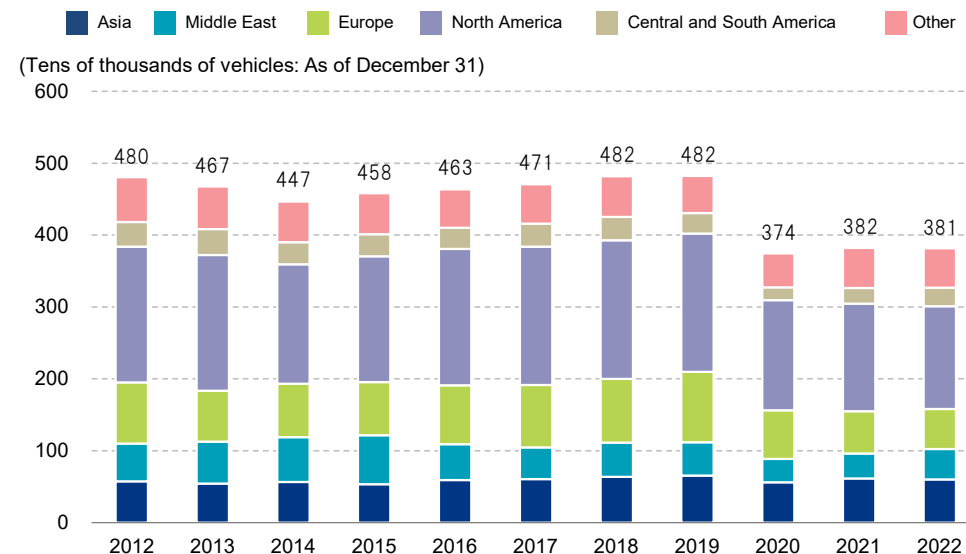
Ranking	Operator	Vessels	Share (%)	Capacity (Cars)	Share (%)
1	WWL	109	16.1%	743,023	18.4%
2	NYK Line	104	15.3%	635,026	15.8%
3	Mitsui O.S.K. Line	83	12.2%	503,409	12.5%
4	K-Line	75	11.0%	459,908	11.4%
5	GLOVIS	74	10.9%	492,730	12.2%
6	GRIM	55	8.1%	268,892	6.7%
7	HAL	36	5.3%	248,515	6.2%
8	NEPTUN	15	2.2%	60,100	1.5%
9	Toyofuji Shipping Co., Ltd.	14	2.1%	62,760	1.6%
10	GSL	11	1.6%	51,870	1.3%
11	UECC	10	1.5%	41,210	1.0%
12	ARC	9	1.3%	59,706	1.5%
13	AN JI	8	1.2%	35,600	0.9%
13	ECL	8	1.2%	31,600	0.8%
13	SALLAU	8	1.2%	37,329	0.9%
—	Other	60		300,171	
Total		679		4,031,849	

Source: Hesn Shipping AS "The Car Carrier Market 2022"

Note: 1 : This table includes only vessels with a capacity of 2,000 cars or more.

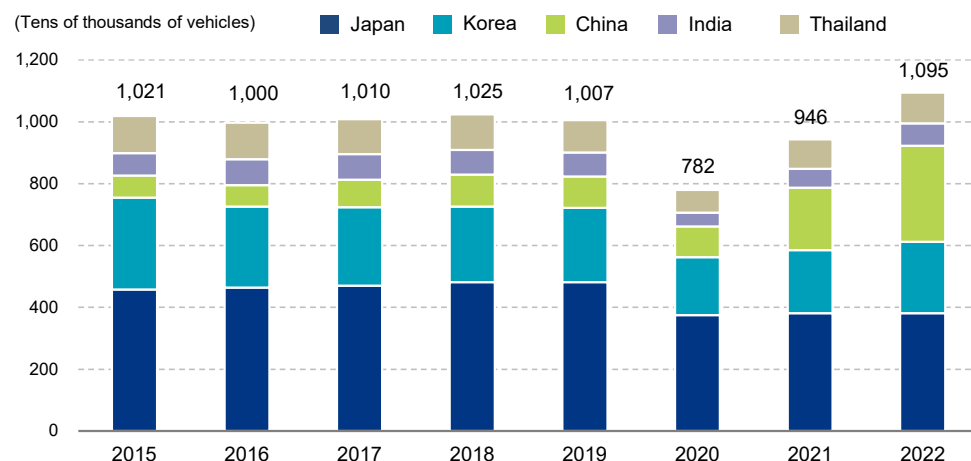
2 : The number of vessels of WWL include the number of vessels of EUKOR affiliated with WWL Group.

Japanese Automaker Exports (By Destination)



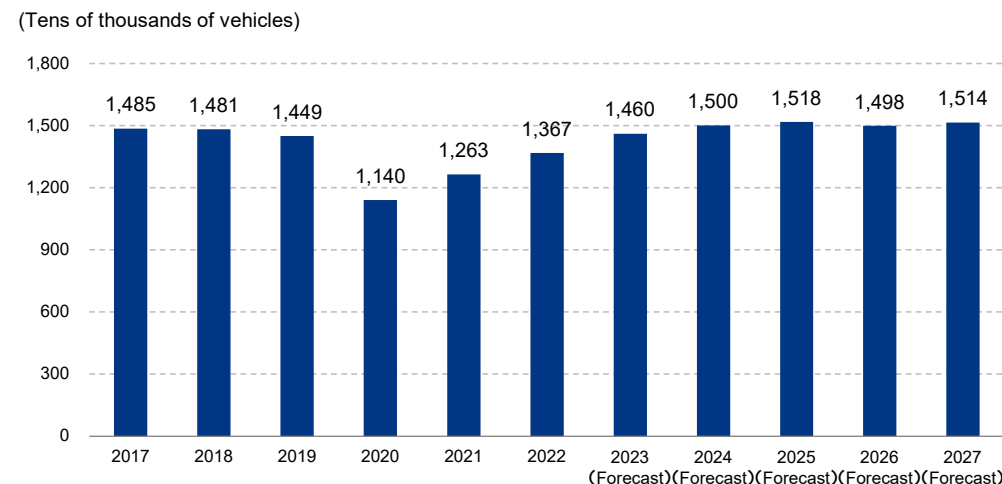
Source: Japan Automobile Manufacturers Association, Inc.

Car Exports from Main Asian Countries



Source: Source: Japan Automobile Manufacturers Association, Inc., FOURIN, CAAM

Worldwide Car Transport Volume



Source: Created by NYK Line (including estimation)