

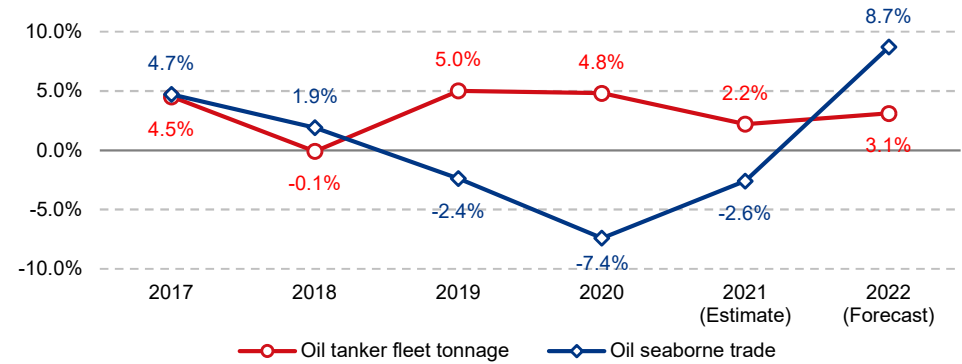
Tanker Fleet Ranking

(As of January 1, 2022)

Ranking	Company	Kt (dwt)	Vessels
1	China COSCO Shipping	22,651	157
2	Euronav NV	21,518	91
3	Unknown	19,818	198
4	China Merchants	18,506	106
5	Fredriksen Group	17,681	105
6	Angelicooussis Group	16,403	68
7	Dynacom Tankers Mgmt	15,021	93
8	Nat Iranian Tanker	14,946	62
9	Bahri	14,908	79
10	SCF Group	12,134	119
11	Mitsui O.S.K. Line	11,407	120
12	Intl Seaways	11,341	102
13	Teekay Corporation	10,838	76
14	Tsakos Group	10,009	87
15	Petronas	9,786	68
16	<b>NYK Line</b>	<b>9,555</b>	<b>73</b>

Source : Compiled by NYK Line based on Clarkson Database

Increase in Seaborne Trade and Fleet Tonnage  
(Sum of Crude Oil and Oil Product Tankers)

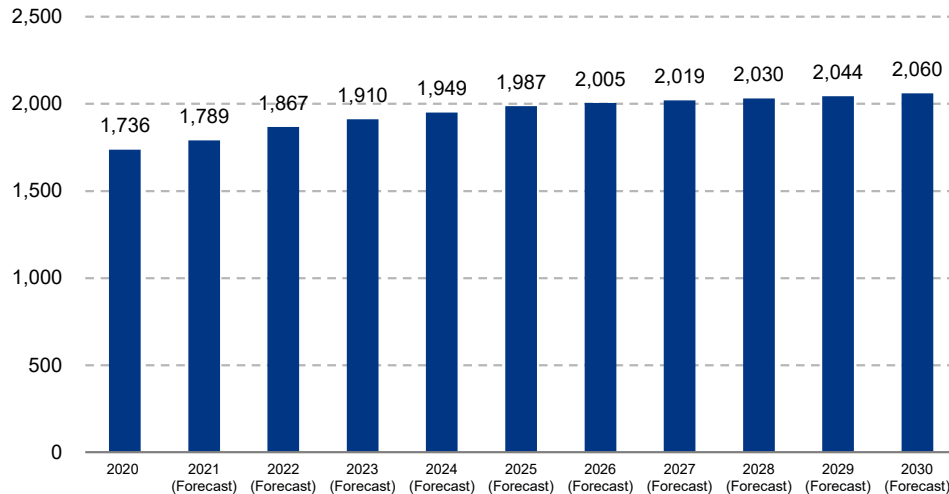


Source : Compiled by NYK Line referring Clarksons Oil & Tanker Trades Outlook (March, 2022)

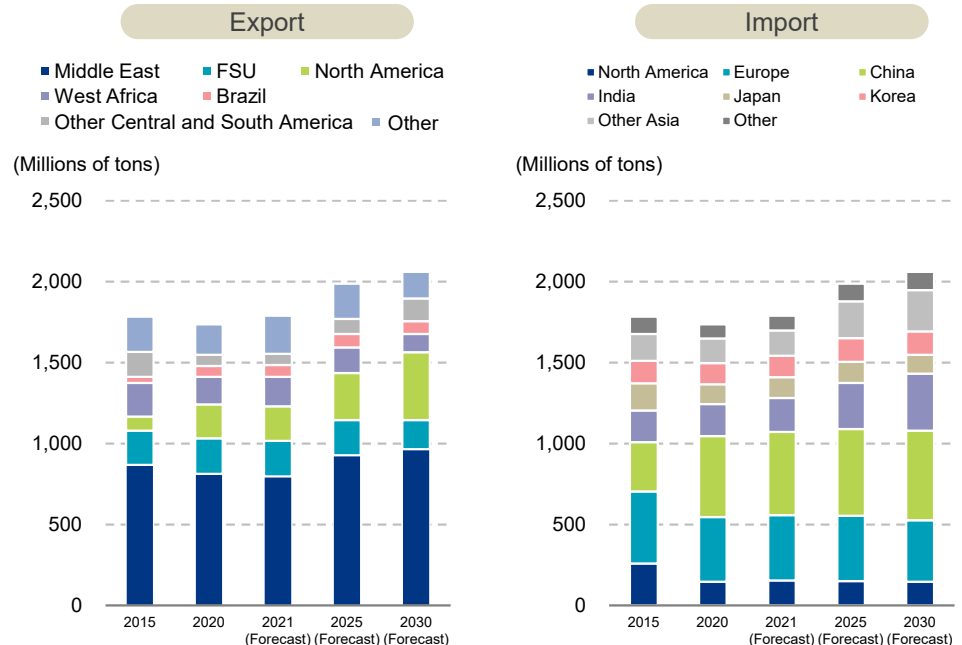
Crude Oil Export and Import

Volume and Forecast of Crude Oil Seaborne Trade

(Millions of tons)



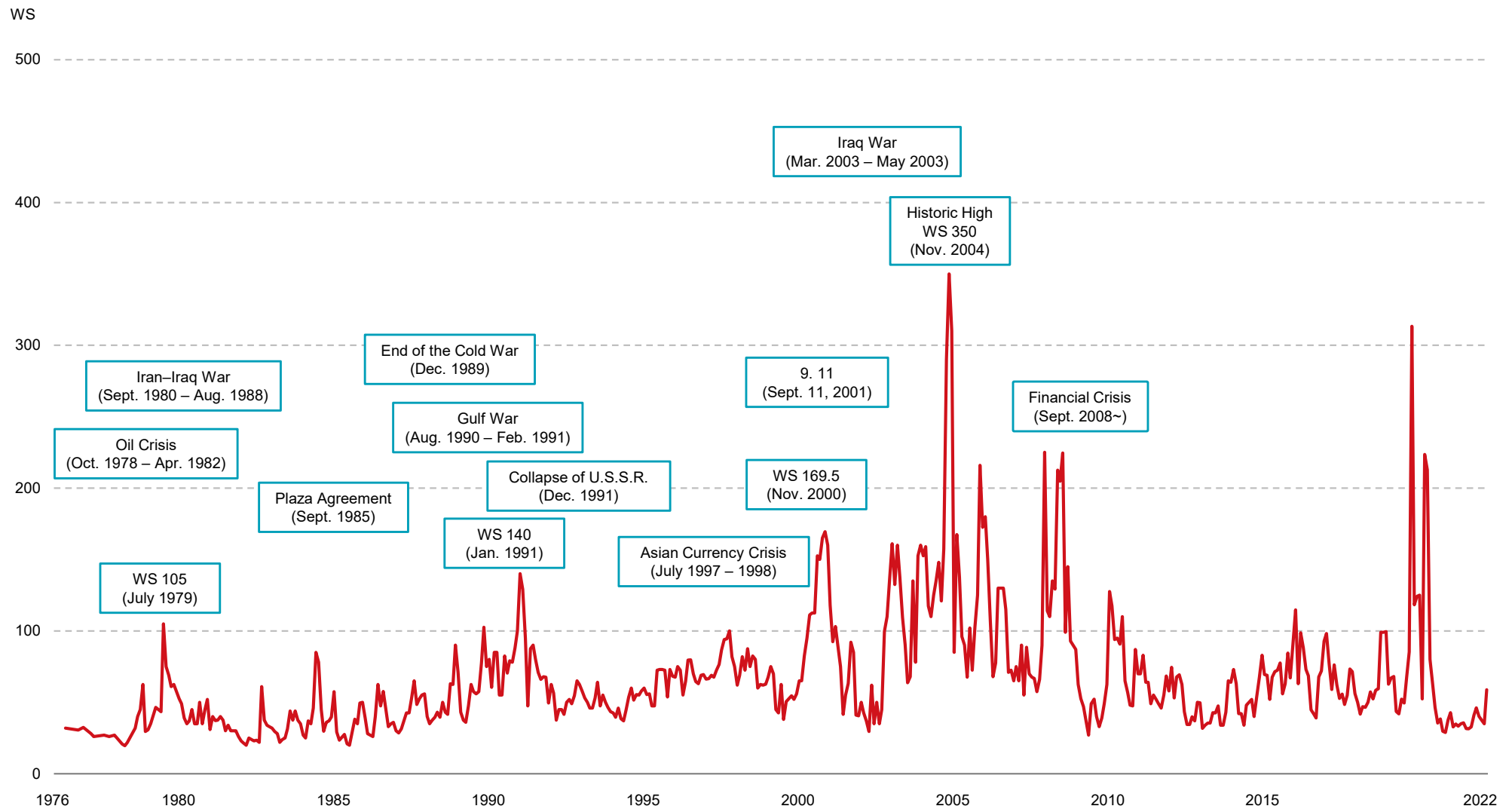
Source: NYK estimates based on available documents



Source: Created by NYK Line (including estimation)

Source: Created by NYK Line (including estimation)

## Oil Tanker Market (world scale) : VLCC from Middle East to Japan



WS: World Scale A cost index for oil tankers.

The company used WS for Japanese-bound ships until December 6, 2015 and have been using WS trends for Chinese-bound ships for onwards.