

Global Car Transport Fleet Ranking

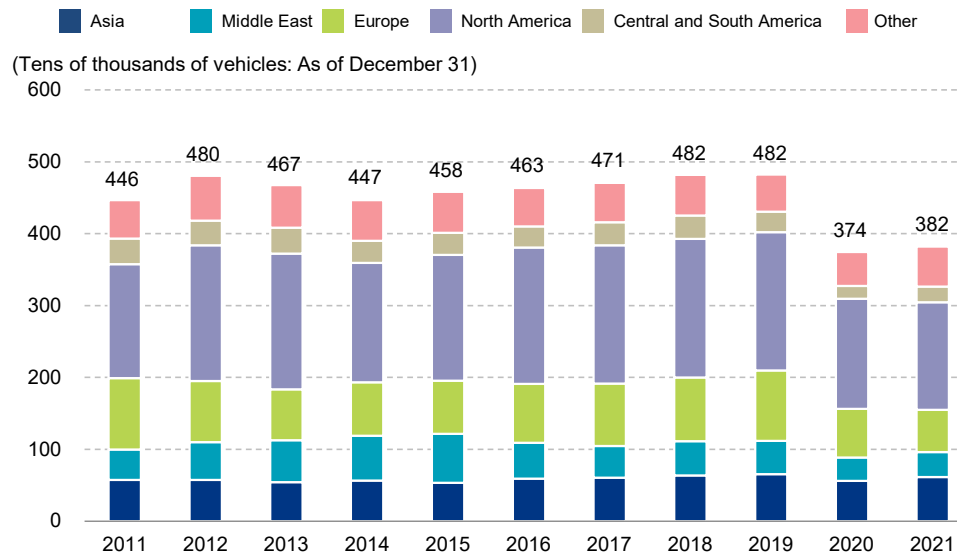
(As of December 31, 2021)

Ranking	Operator	Vessels	Share (%)	Capacity (Cars)	Share (%)
1	NYK Line	100	14.8%	612,696	15.2%
2	GLOVIS	87	12.9%	567,400	14.1%
3	Mitsui O.S.K. Line	85	12.6%	519,809	12.9%
4	K-Line	71	10.5%	437,608	10.9%
5	EUKOR	59	8.7%	399,426	9.9%
6	GRIM	56	8.3%	266,637	6.6%
7	WWO	49	7.2%	337,726	8.4%
8	HAL	40	5.9%	267,825	6.7%
9	Toyofuji Shipping Co., Ltd.	15	2.2%	67,660	1.7%
10	NEPTUN	13	1.9%	53,300	1.3%
11	ARC	9	1.3%	56,874	1.4%
11	ECL	9	1.3%	35,600	0.9%
11	UECC	9	1.3%	37,940	0.9%
14	GSL	8	1.2%	38,000	0.9%
14	SALLAU	8	1.2%	37,329	0.9%
—	Other	59		285,965	
Total		677		4,021,795	

Source: Hesnesh Shipping AS The Car Carrier Market 2021

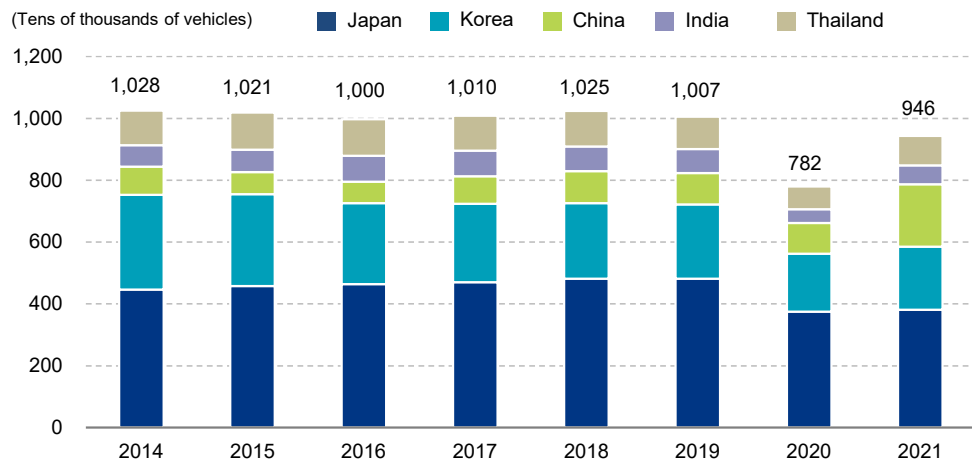
Note: This table includes only vessels with a capacity of 2,000 cars or more.

Japanese Automaker Exports (By Destination)



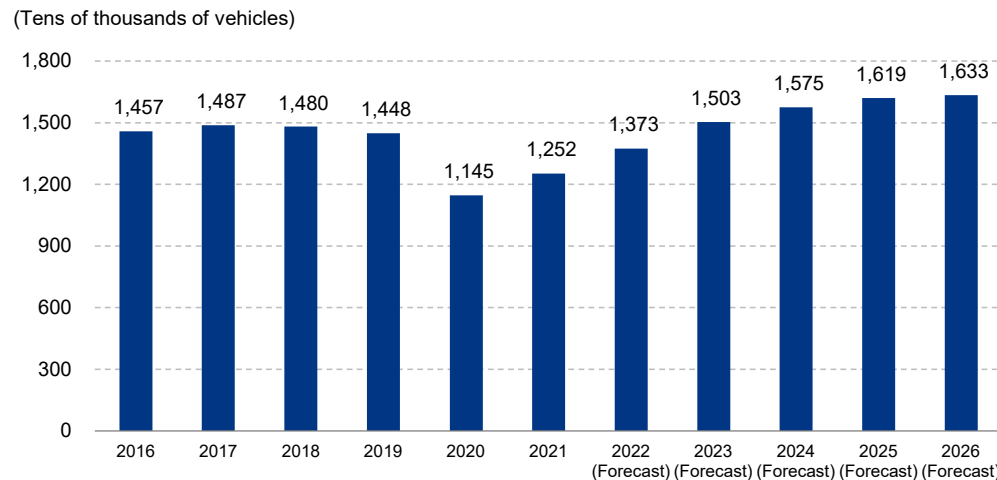
Source: Japan Automobile Manufacturers Association, Inc.

Car Exports from Main Asian Countries



Source: Source: Japan Automobile Manufacturers Association, Inc., FOURIN, CAAM

Worldwide Car Transport Volume



Source: Created by NYK Line (including estimation)