

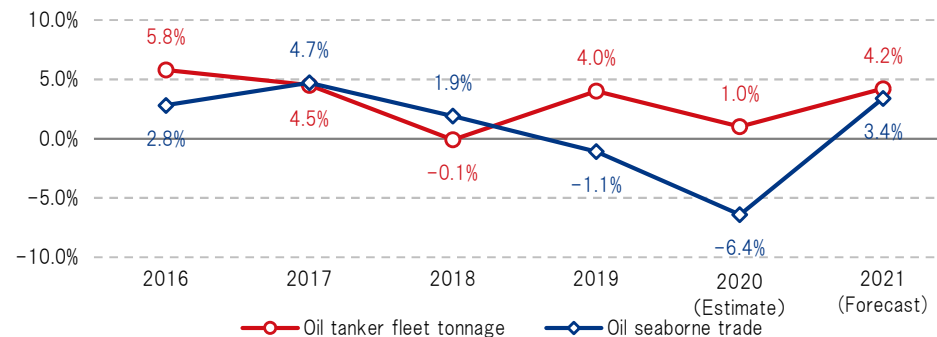
Tanker Fleet Ranking

(As of January 1, 2021)

Ranking	Company	Kt (dwt)	Vessels
1	China COSCO Shipping	20,749	146
2	China Merchants	18,511	105
3	Euronav NV	17,011	66
4	Angelicoussis Group	15,097	56
5	Bahri	14,407	74
6	Nat Iranian Tanker	13,358	53
7	Mitsui OSK Lines	12,724	129
8	Fredriksen Group	12,102	70
9	Unknown	11,387	111
10	SCF Group	11,295	117
11	Dynacom Tankers Mgmt	10,994	66
12	Petronas	9,682	64
13	NYK Line	9,482	72
14	Scorpio Group	9,013	134
15	DHT Holdings	8,372	27

Source : Compiled by NYK Line based on Clarkson Database

Increase in Seaborne Trade and Fleet Tonnage (Sum of Crude Oil and Oil Product Tankers)

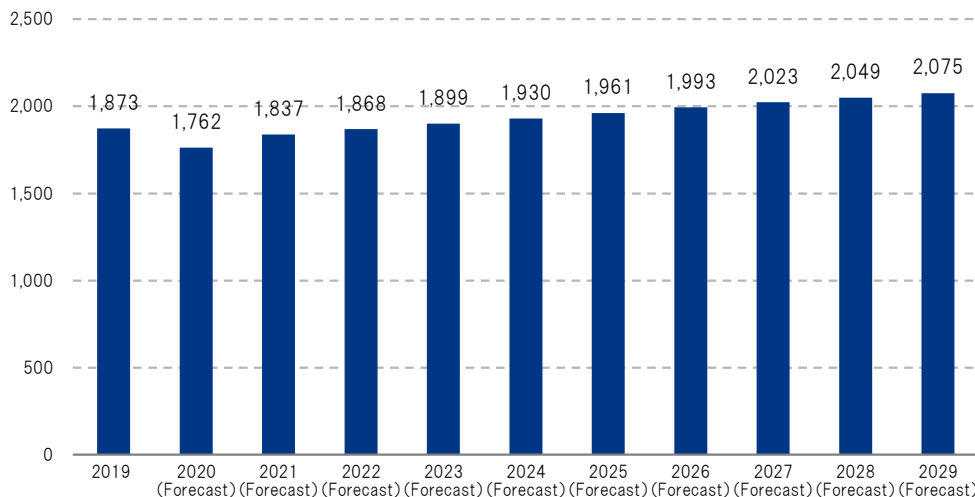


Source : Compiled by NYK Line referring Clarksons Oil & Tanker Trades Outlook (March, 2021)

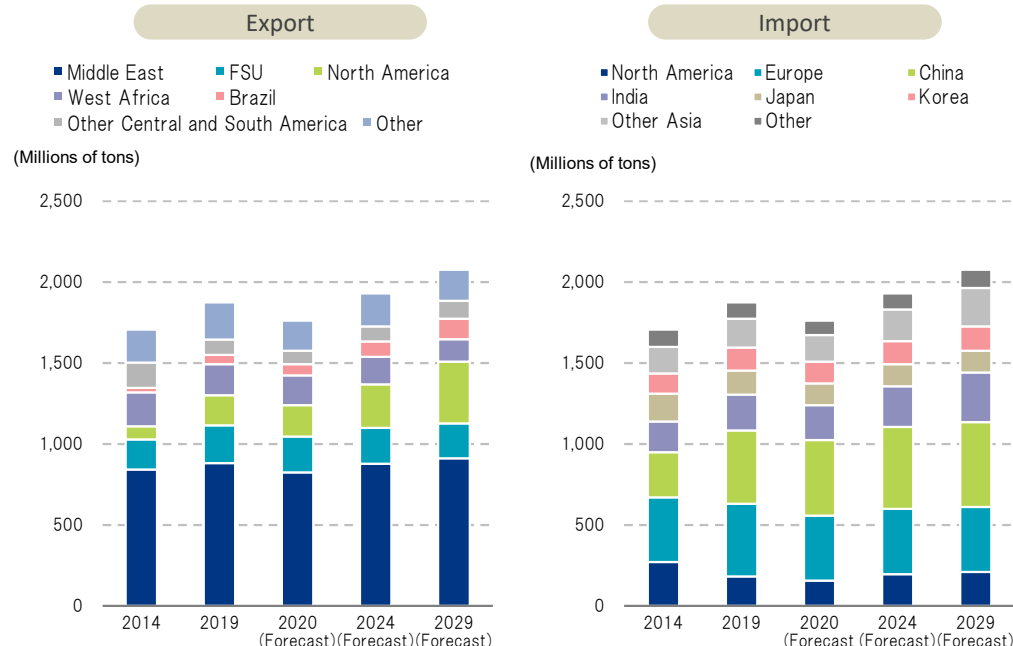
Crude Oil Export and Import

Volume and Forecast of Crude Oil Seaborne Trade

(Millions of tons)



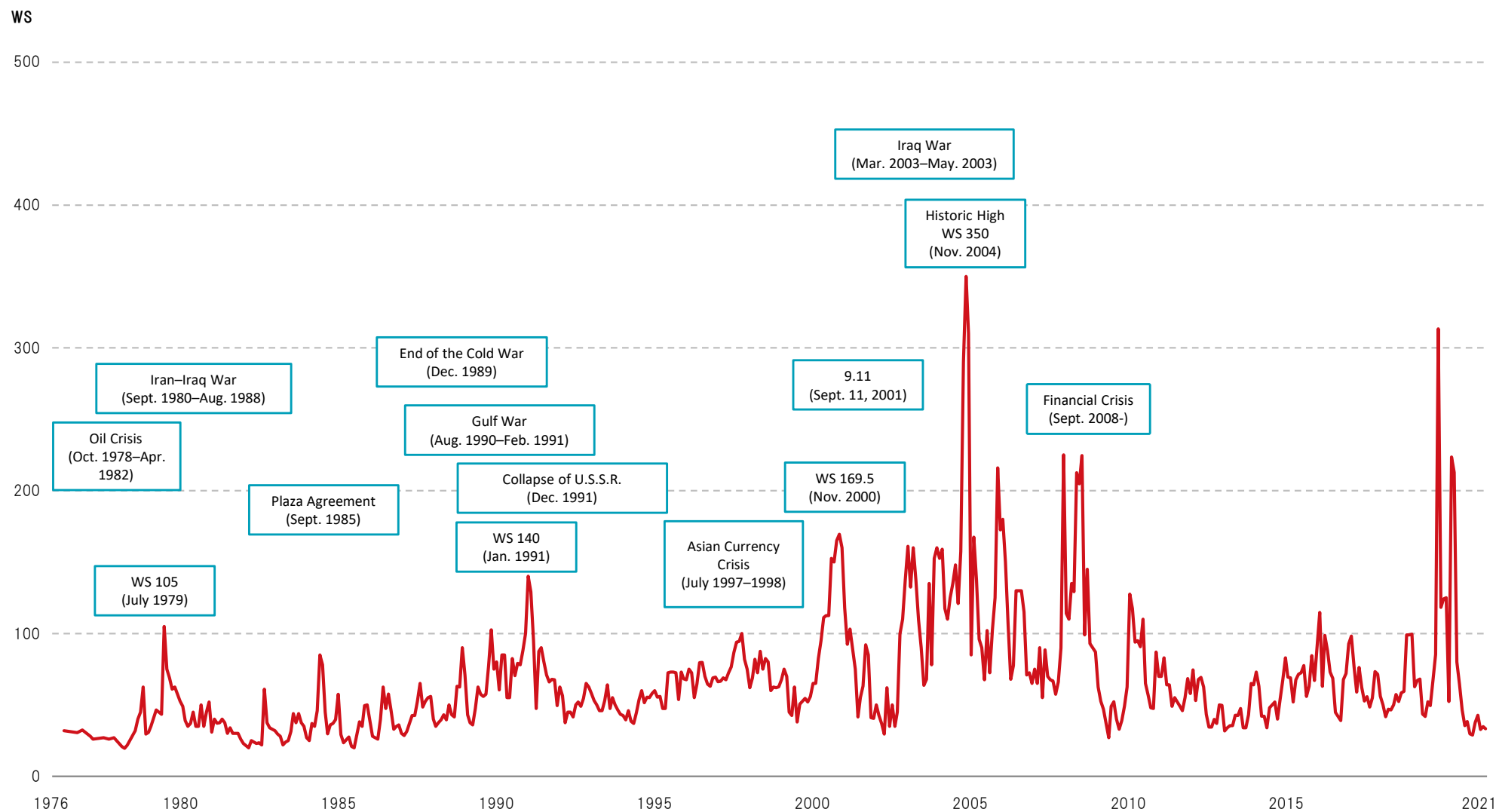
Source: Created by NYK Line (including estimation)



Source: Created by NYK Line (including estimation)

Source: Created by NYK Line (including estimation)

Oil Tanker Market (world scale) : VLCC from Middle East to Japan



WS: World Scale A cost index for oil tankers.

The company used WS for Japanese-bound ships until December 6, 2015 and have been using WS trends for Chinese-bound ships for onwards.