

### Global Car Transport Fleet Ranking

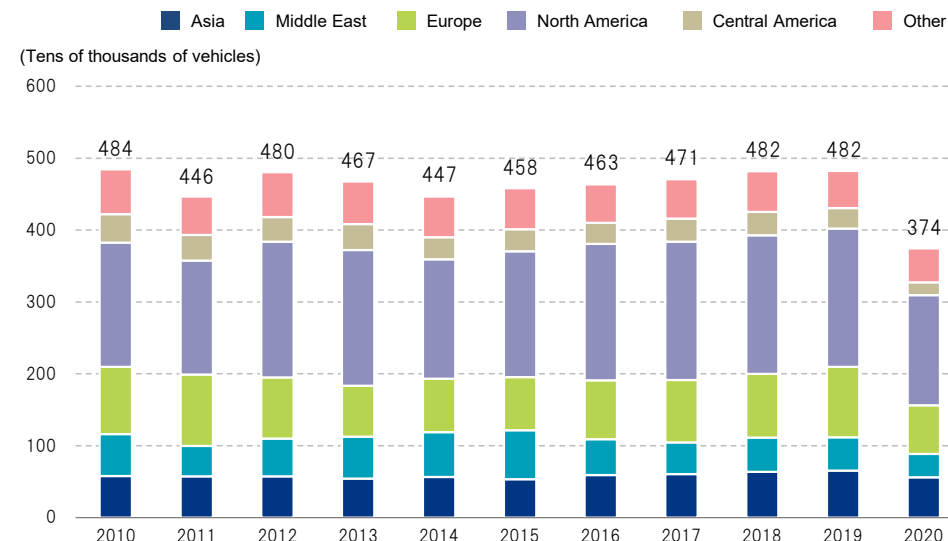
(As of December 31, 2020)

Ranking	Operator	Vessels	Share (%)	Capacity (Cars)	Share (%)
1	NYK Line	96	14.3%	583,905	14.7%
2	GLOVIS	85	12.7%	560,130	14.1%
3	Mitsui O.S.K. Line	81	12.1%	496,009	12.5%
4	EUKOR	73	10.9%	476,885	12.0%
5	K-Line	62	9.3%	380,188	9.6%
6	GRIM	58	8.7%	276,986	7.0%
7	WVO	49	7.3%	337,926	8.5%
8	HAL	40	6.0%	264,135	6.6%
9	Toyofuji Shipping Co., Ltd.	13	1.9%	58,660	1.5%
10	NEPTUN	12	1.8%	48,400	1.2%
11	UECC	11	1.6%	48,300	1.2%
11	ARC	10	1.5%	62,779	1.6%
13	SCC	7	1.0%	44,400	1.1%
13	SALLAU	7	1.0%	34,241	0.9%
15	ECL	5	0.7%	19,700	0.5%
—	Others	61	9.1%	283,394	7.1%
Total		670		3,976,038	

Source: Hesnès Shipping AS, *The Car Carrier Market 2020*  
 Note: This table includes only vessels with a capacity of 2,000 cars or more.

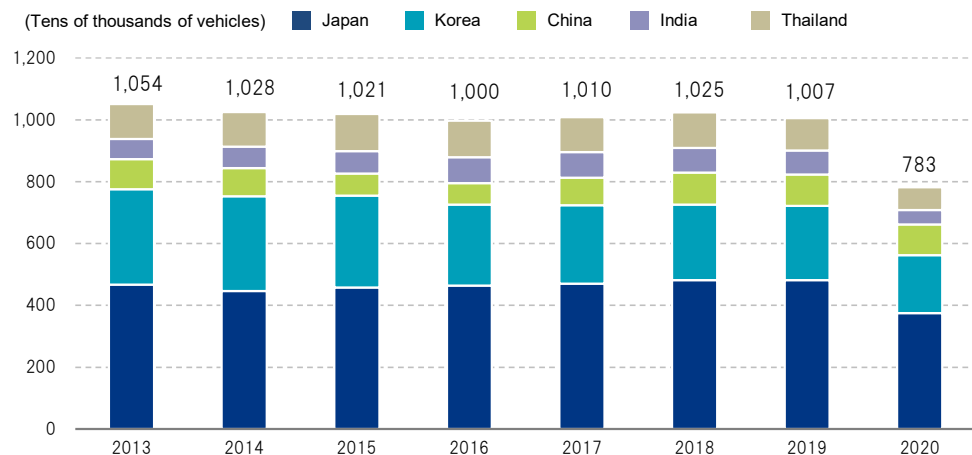
### Japanese Automaker Exports (By Destination)

(As of December 31)



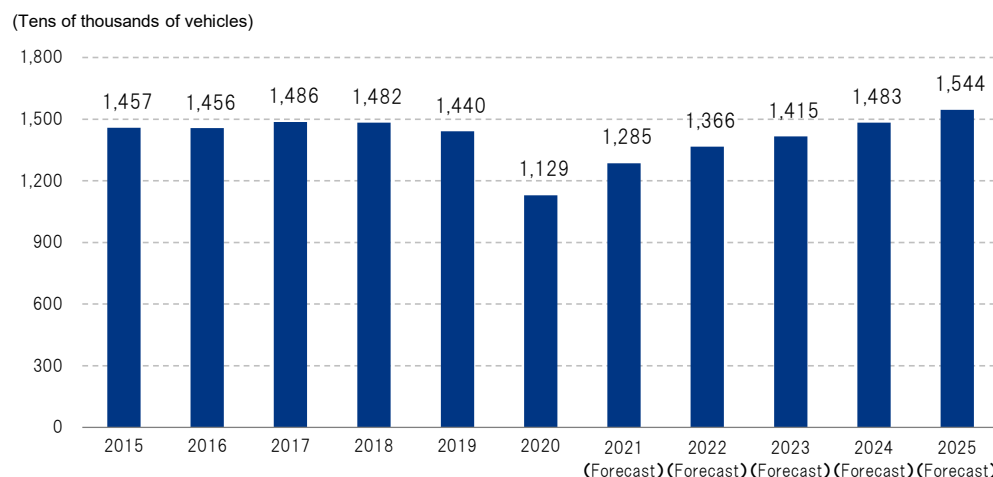
Source: Japan Automobile Manufacturers Association, Inc.

### Car Exports from Main Asian Countries



Source: Japan Automobile Manufacturers Association, Inc., FOURIN CAAM

### Worldwide Car Transport Volume



Source: Created by NYK Line (including estimation)