

Global Car Transport Fleet Ranking

(As of December 31, 2019)

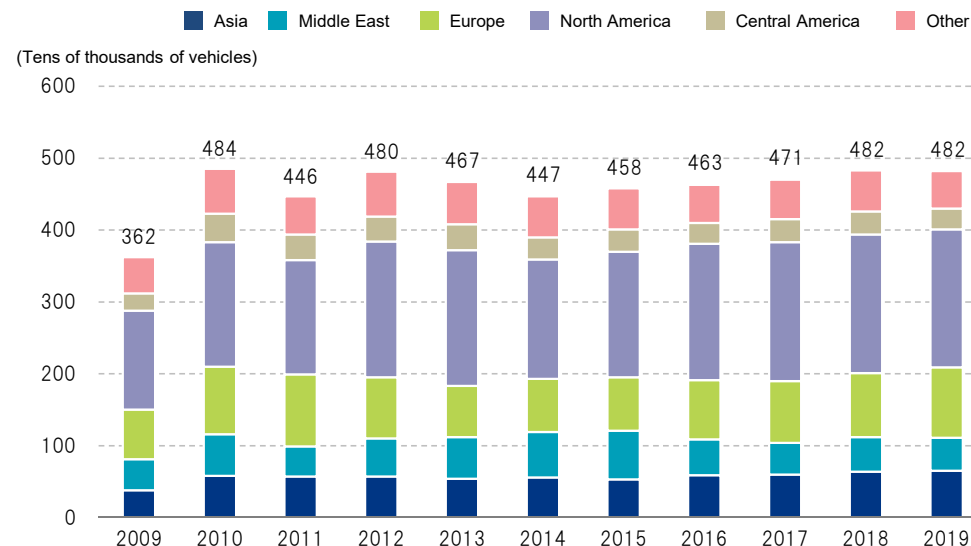
Ranking	Operator	Vessels	Share (%)	Capacity (Cars)	Share (%)
1	NYK Line	103	15.0%	616,015	15.2%
2	Mitsui O.S.K. Line	92	13.4%	545,309	13.5%
3	GLOVIS	80	11.6%	444,292	11.0%
4	K-Line	74	10.8%	458,371	11.3%
5	EUKOR	68	9.9%	369,145	9.1%
6	GRIM	59	8.6%	269,137	6.7%
7	WWO	54	7.9%	298,655	7.4%
8	HAL	46	6.7%	524,790	13.0%
9	Toyofuji Shipping Co., Ltd.	17	2.5%	77,060	1.9%
10	NEPTUN	13	1.9%	54,800	1.4%
11	ARC	11	1.6%	62,250	1.5%
11	ECL	11	1.6%	51,200	1.3%
13	SCC	10	1.5%	23,980	0.6%
13	UECC	10	1.5%	43,700	1.1%
15	SALLAU	9	1.3%	68,625	1.7%
—	Others	30	4.4%	134,085	3.3%
Total		687			

Source: Hesnesh Shipping AS, *The Car Carrier Market 2019*

Note: This table includes only vessels with a capacity of 2,000 cars or more.

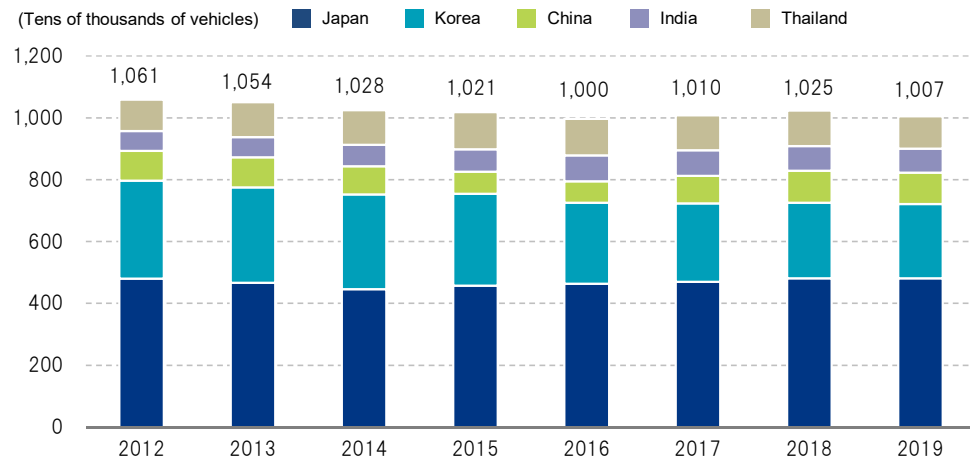
Japanese Automaker Exports (By Destination)

(As of December 31)



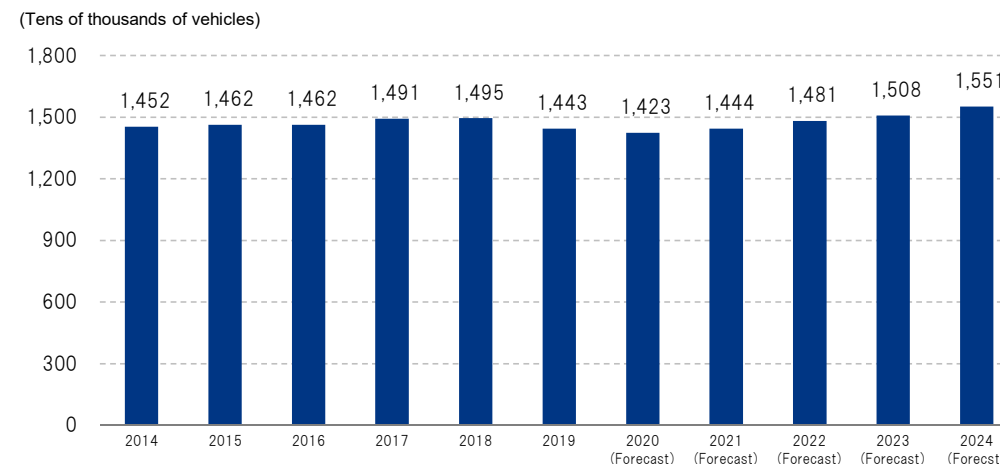
Source: Japan Automobile Manufacturers Association, Inc.

Car Exports from Main Asian Countries



Source: Japan Automobile Manufacturers Association, Inc., FOURIN

Worldwide Car Transport Volume



Source: Created by NYK Line (including estimation)