

Global Car Transport Fleet Ranking

(As of December 31, 2018)

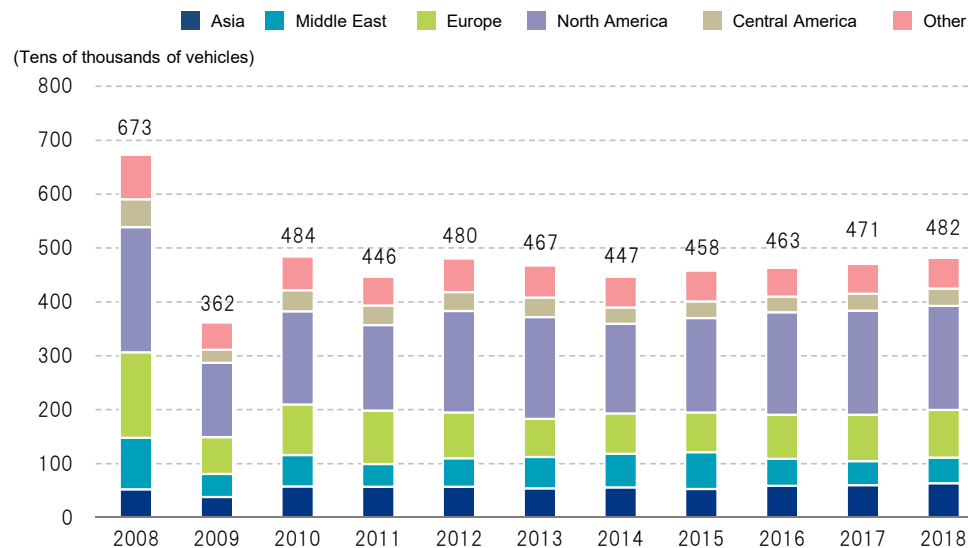
Ranking	Operator	Vessels	Share (%)	Capacity (Cars)	Share (%)
1	NYK Line	103	14.7%	621,059	15.2%
2	Mitsui O.S.K. Line	86	12.30%	516,509	12.6%
3	K-Line	80	11.40%	476,097	11.6%
4	EUKOR	71	10.10%	475,525	11.6%
5	GRIM	62	8.90%	280,837	6.9%
6	GLOVIS	60	8.60%	401,890	9.8%
7	WWO	54	7.70%	367,165	9.0%
8	HAL	46	6.60%	307,425	7.5%
9	NMCC	12	1.70%	67,400	1.6%
10	Toyofuji Shipping Co., Ltd.	11	1.60%	53,260	1.3%
10	NEPTUN	11	1.60%	41,400	1.0%
12	SCC	10	1.40%	58,200	1.4%
12	ECL	10	1.40%	42,300	1.0%
14	COSCO	5	0.70%	21,450	0.5%
14	ARC	5	0.70%	28,025	0.7%
—	Others	74	10.6%	332,868	8.1%
Total		700		4,091,410	

Source: Hesnesh Shipping AS, *The Car Carrier Market 2018*

Note: This table includes only vessels with a capacity of 2,000 cars or more.

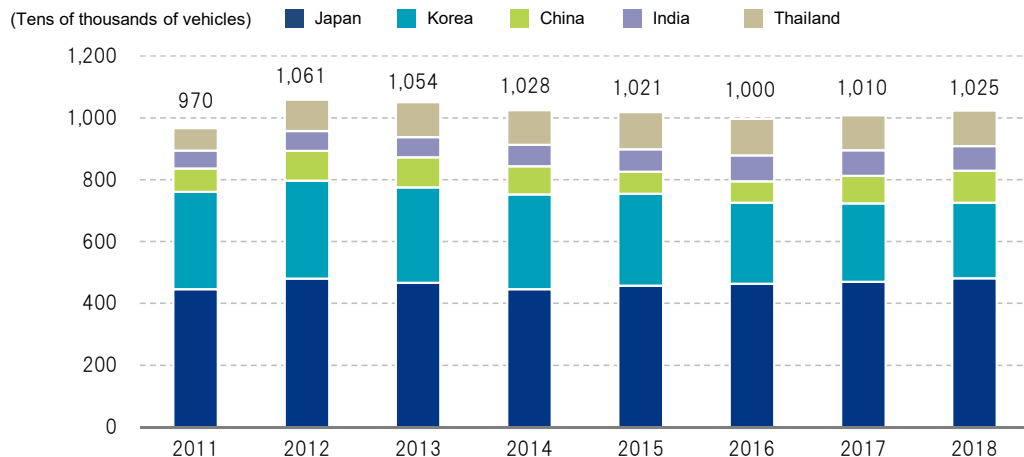
Japanese Automaker Exports (By Destination)

(As of December 31)



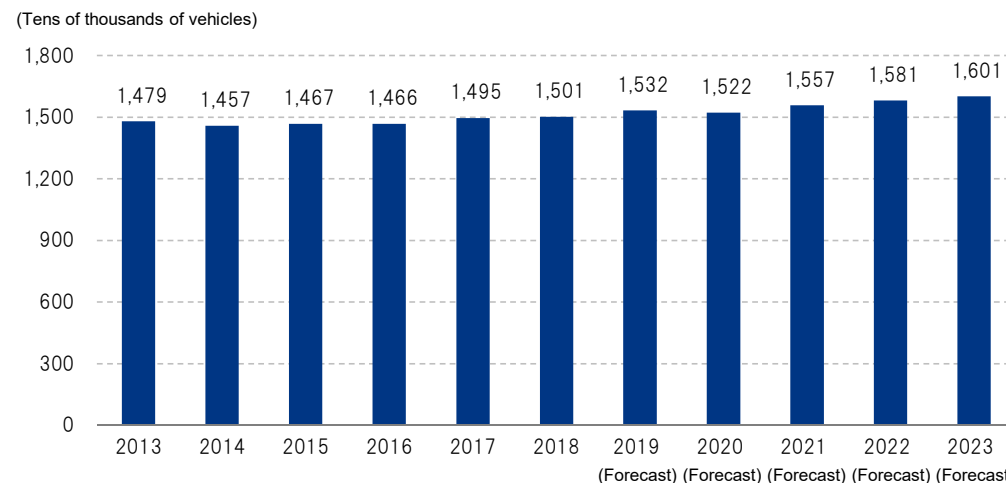
Source: Japan Automobile Manufacturers Association, Inc.

Car Exports from Main Asian Countries



Source: Japan Automobile Manufacturers Association, Inc., FOURIN

Worldwide Car Transport Volume



Source: Created by NYK Line (including estimation)